

The POET Survey

Haringey Council Data Report: December 2022

Parents of children with additional special educational support needs

Introduction

This report presents data collected from parents and carers of children and young people who have additional support and may have an Education Health and Care Plans (EHC plan) in Haringey, using the Personal Outcome Evaluation Tool (POET). It also compares the numerical responses of parents in Haringey with the responses we have from parents in other parts of England. In total, this report presents the responses of 52 parents in Haringey to the POET survey. We are able to benchmark the Haringey data against responses from 1150 parents in other parts of England who have used the most recent version of the POET. As people could choose not to complete particular questions within the survey, the totals reported throughout the report are unlikely to add up to the same totals overall. Partially completed responses were removed from the data set if no answer was provided to any of the questions relating to experience of support or the impact of support.

Where provided, percentages are of those people who responded to that question. The target population for the survey was parents of children with special educational needs (SEN) who had experience of Education Health and Care Plans.

Who took part in the survey?

Parents were asked to say why their child needed additional support and what type of support their child received. The graphs in figures 1 and 2 show the main reason children needed support and the types of support being provided. The responses from parents in Haringey were broadly similar to those of parents from other areas of England in terms of the reason their child needed support, with more less parents reporting their child needed support for Autism (34%) than other parts of the country (24%). Parents in Haringey were more to report having a personal budget for their child (10%) compared to other parts of England (4%). Over a half of parents from Haringey (54%) said that their child had an EHCP more when compared to parents from other areas of the country (49%). They were less likely to report that their child had paid SEN support (14%) compared to responses from other local authorities in England (20%). 1% of parents from Haringey responded that they did not know they reason why their child or young person needed support.

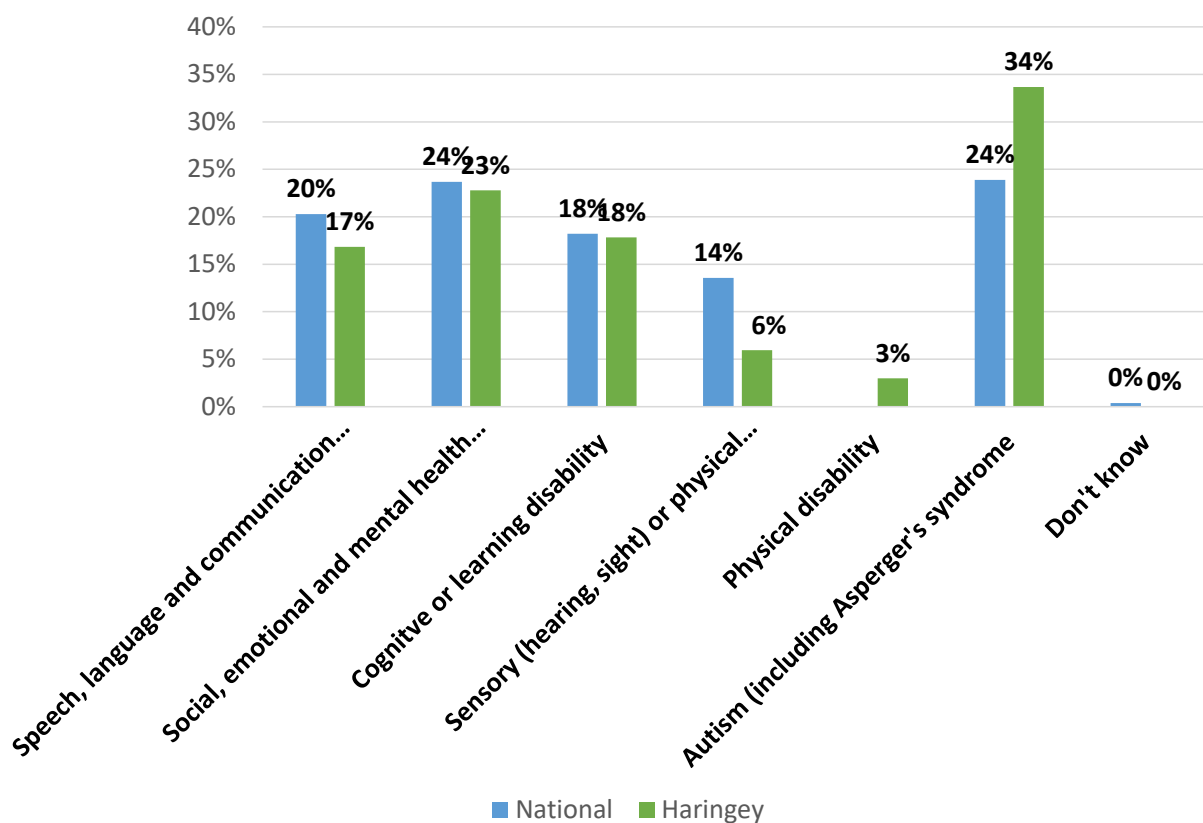


Figure 1. Why do children need support?

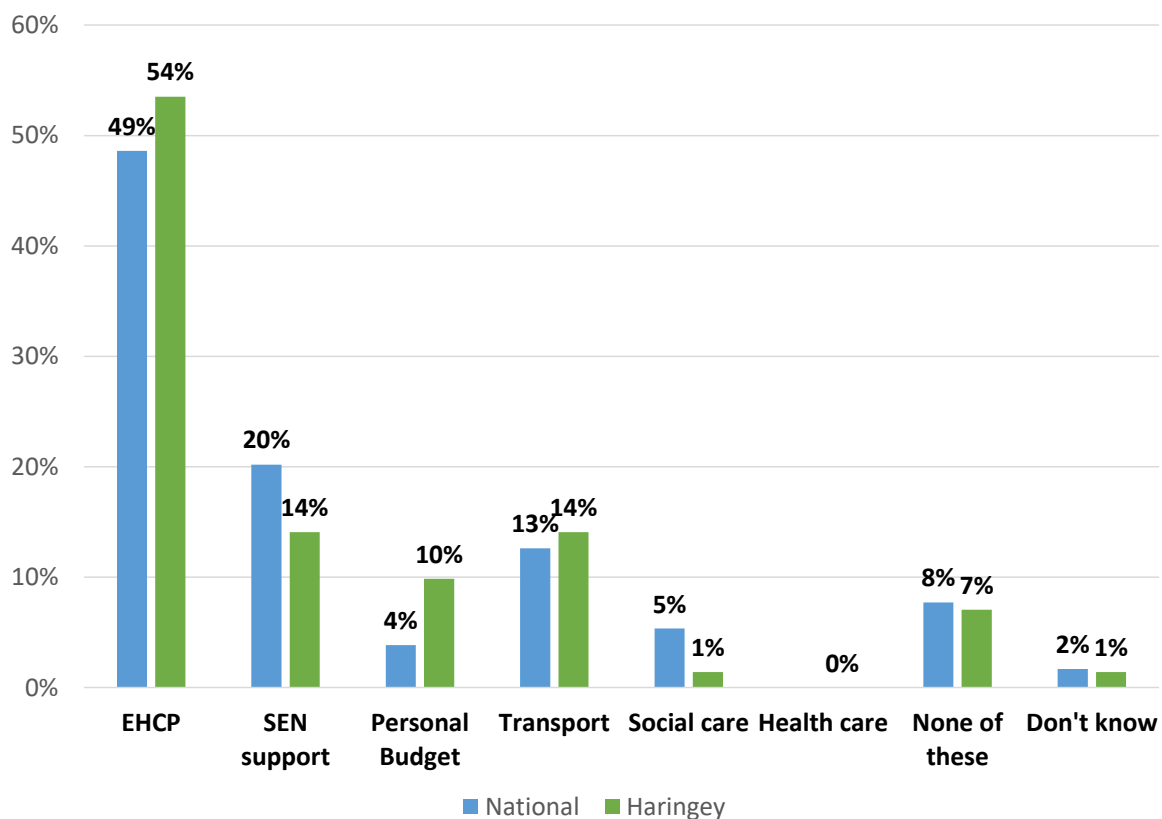


Figure 2. What additional paid support do children get?

POET survey asked parents what type of school, college, work or training their child attended; whether this was mainstream or special education. Parents from Haringey were slightly less likely to report that their child attended a mainstream school (53%) compared to parents responding to the POET survey from other parts of England (55%).

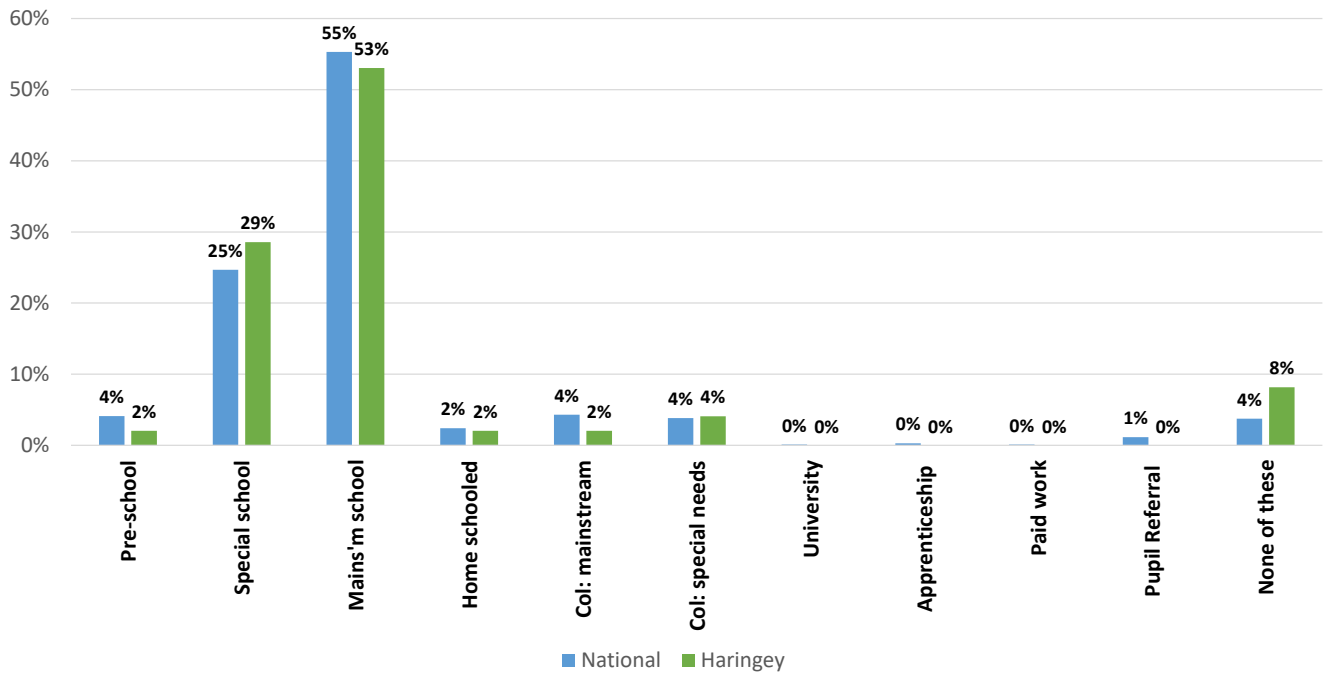


Figure 3. Child's place of education, work or training.

The POET survey also asked parents how long their child’s support has been in place for and whether they had an EHC plan and a personal budget. As figures 4 to 6 show just under two thirds of parents responding from Haringey that their child had SEN support for more than 3 year (64%), higher compared to parents responding from other parts of England (59%). Over a half of parents from Haringey reported having an EHC plan for more than three years (54%) similar to other areas of the country (52%). The length of time that parents from Haringey reported having a personal budget for more than three years was less (38%) compared to those parents responding from other parts of England (45%).

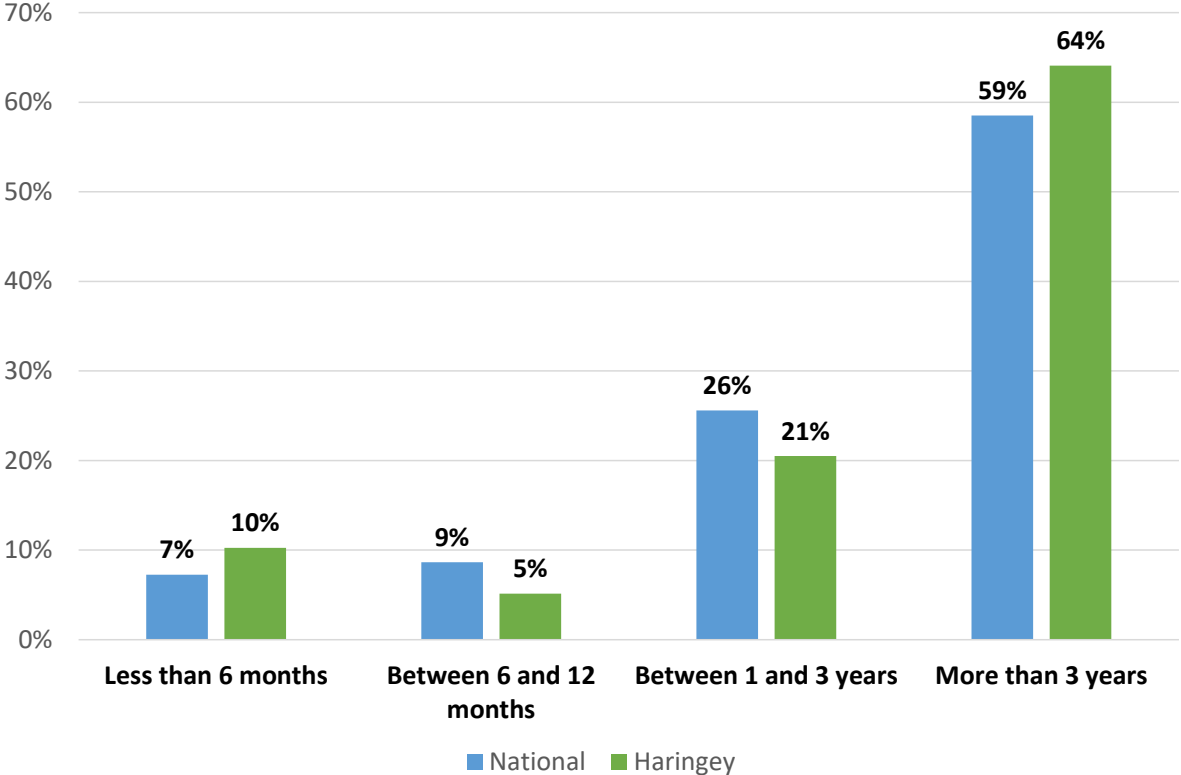


Figure 4. How long childrens’ SEN support have been in place

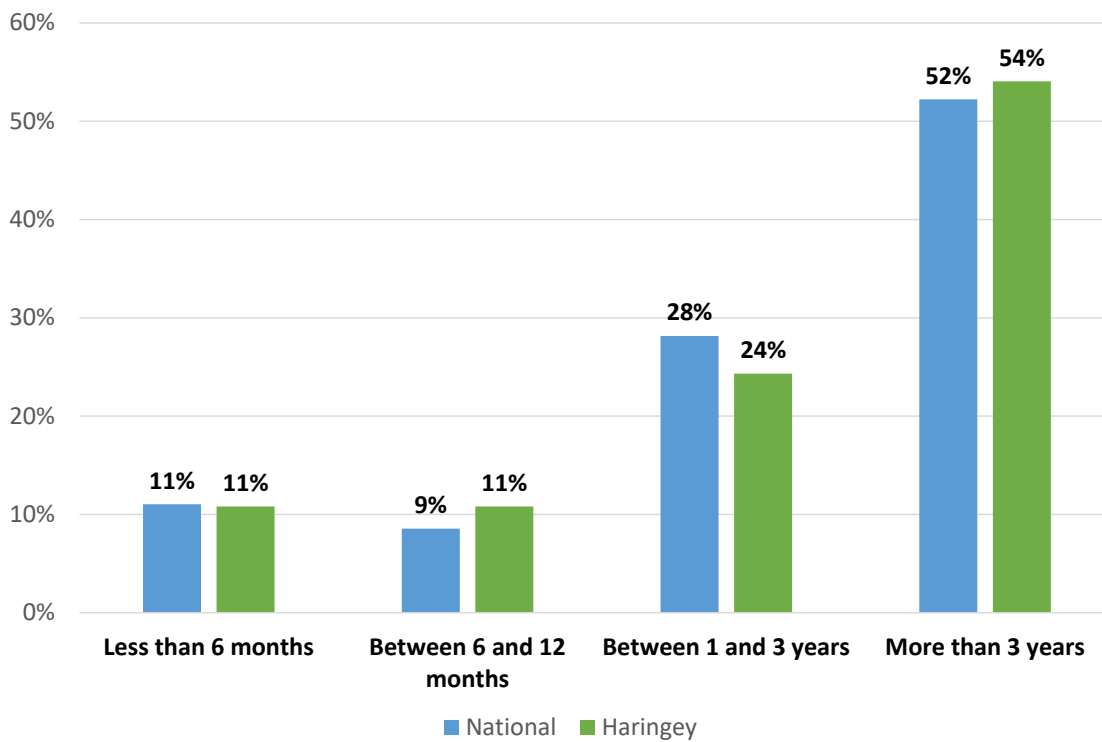


Figure 5. How long childrens' ECH plans have been in place

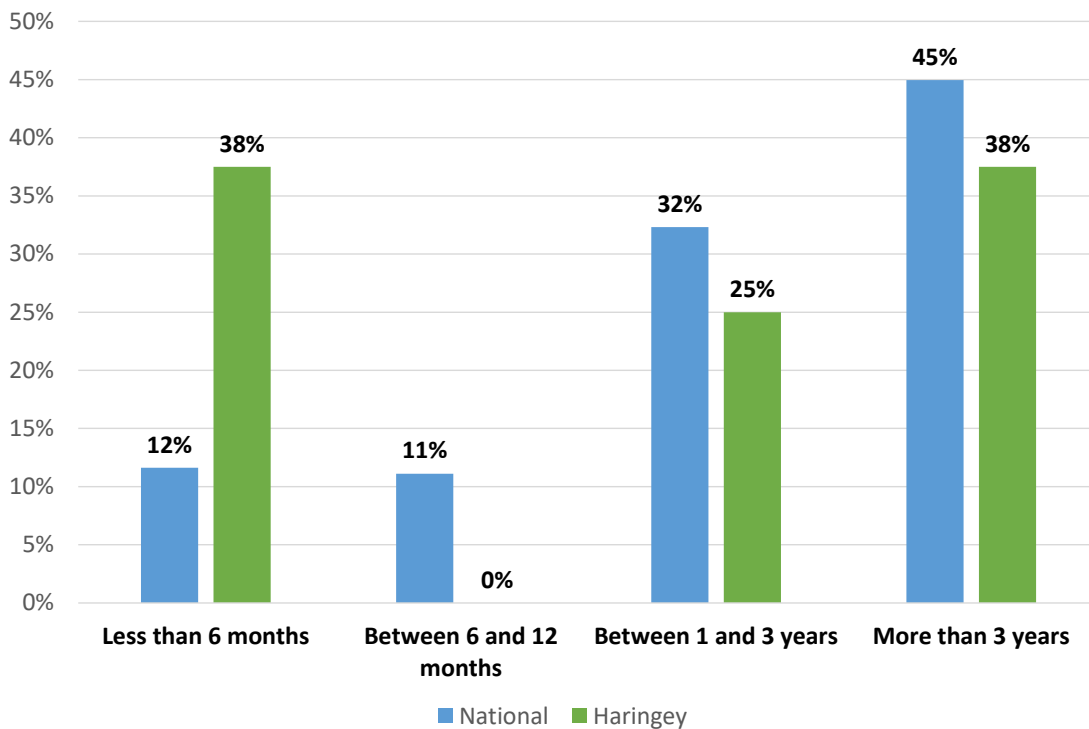


Figure 6. How long childrens' personal budgets have been in place

What do parents feel about the support their child has received and its impact?

The POET survey asked parents to answer several questions about their experience of the additional support that their child receives and what impact it has had on the child, including whether they had choice and control over the support and flexibility to change it if needed, as well as the quality and if it is the right help and support.

The questions asked about:

- Having choice and control over their support
- The right help and support to meet their needs
- Practitioners involved in their support work well together
- The quality of their support from Education, Health Care and Social Care
- Flexibility to change support if needed
- Take part in school and learning
- Enjoy a good quality of life
- Think about and prepare for the future
- Be as fit and healthy as they can be
- Be part of their local community
- Enjoy relationships with family
- Feeling safe at home and out and about

As figure 7 shows overleaf, more than one third of parents from Haringey said that the support their child receives is good in four out of the fourteen areas that we asked about; enjoy relationships with family and friends (52%), taking part in school and learning (43%), the quality of their support - Education (42%) and quality of life (40%).

More than a half of parents from Haringey reported that the help and support that they received was poor in four of the areas that we asked about; Flexibility to change support (62%), choice and control (57%), the quality of their support - Social Care (53%) and being part of their local community (52%).

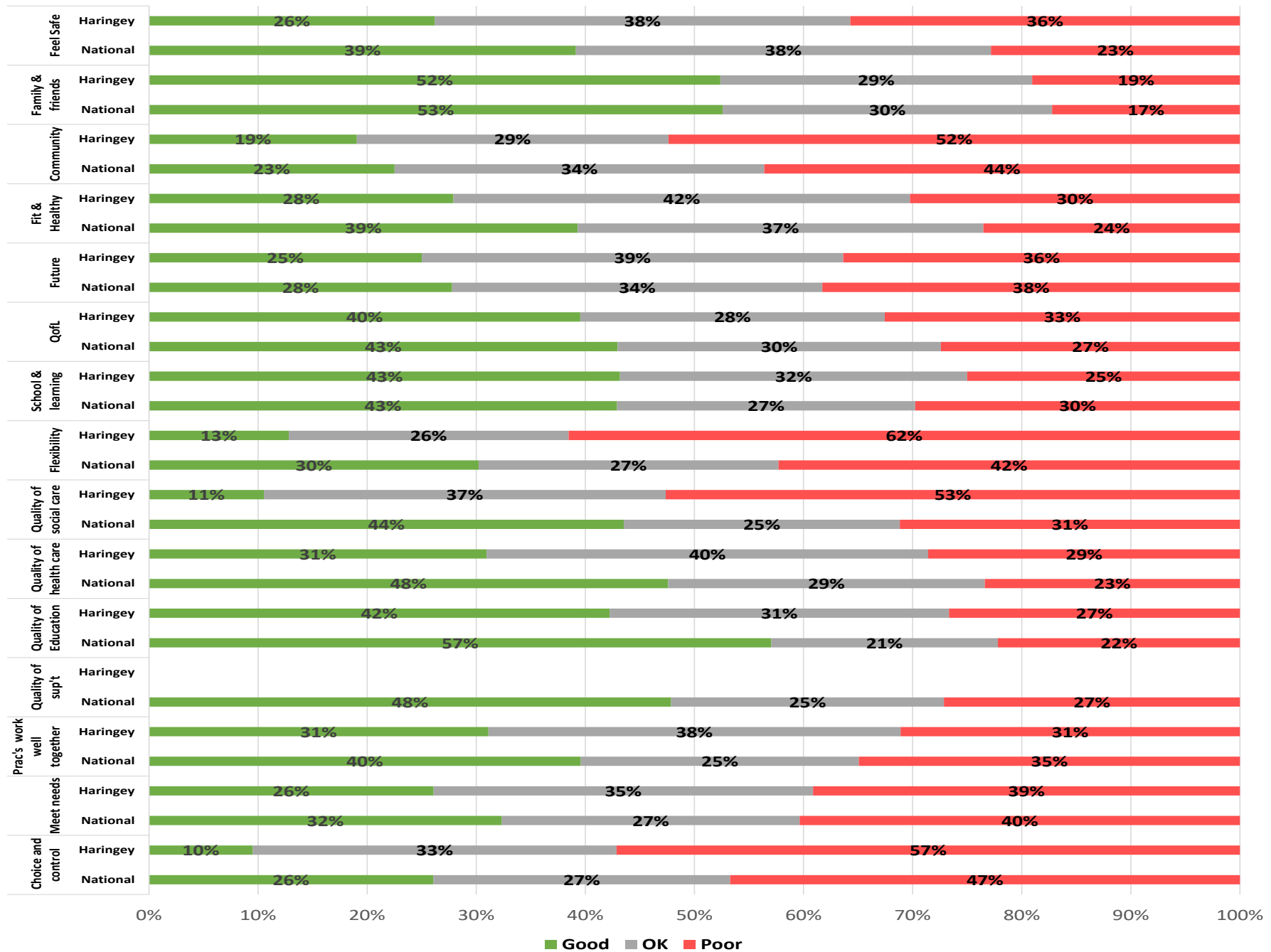


Figure 7. Experience of help and support your child receives and the impact it has had (parents views)

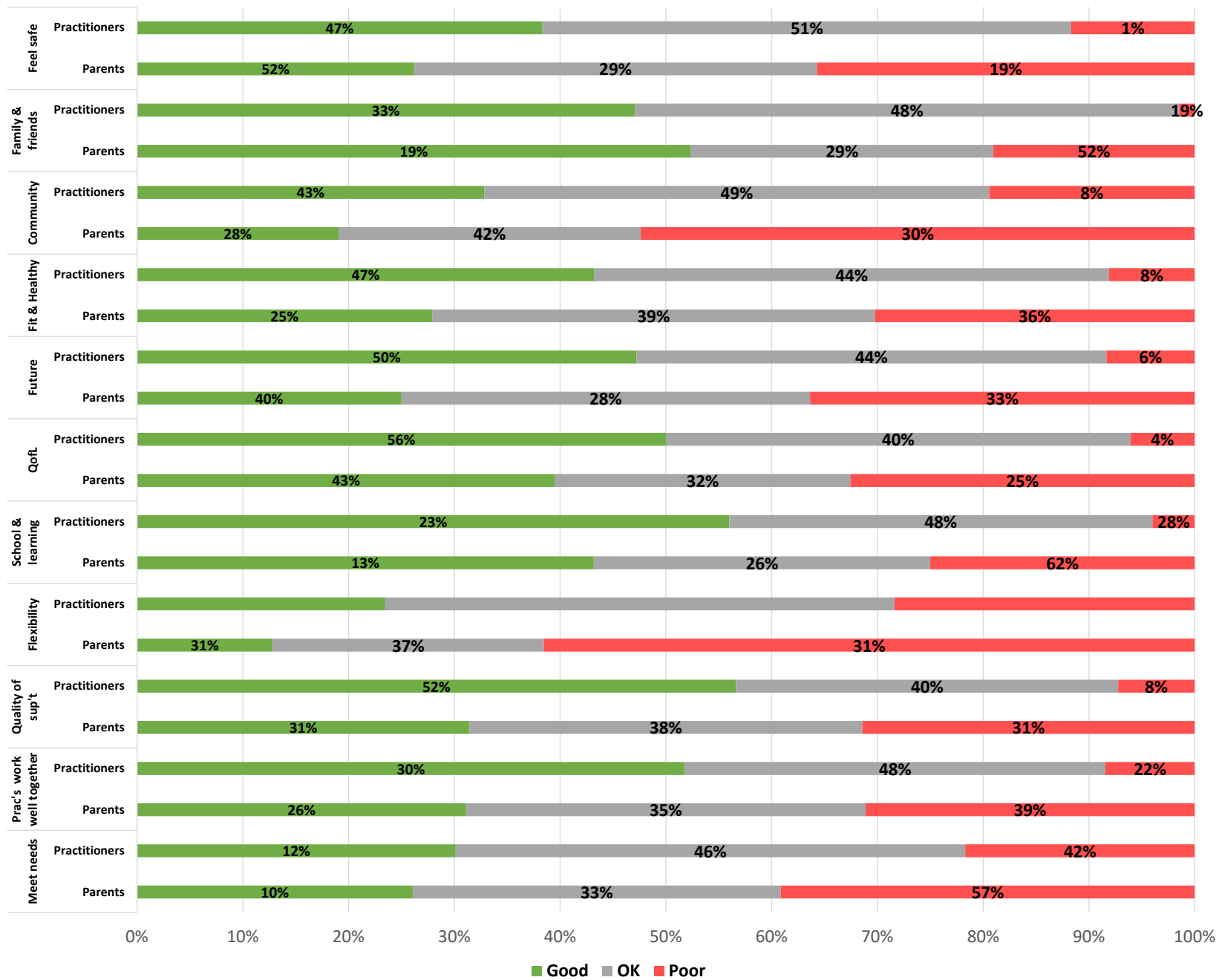


Figure 7a. Experience of help and support your child receives and the impact it has had – Parents and Practitioners views.

Figure 7a compares how parents from Haringey responded to the questions about how they feel about the support their child received with responses from the same questions asked of practitioners from Haringey. A lower proportion of parents responded that the support children received was good in all but one of the areas that we asked about compared to practitioner responses.

The POET Survey asked parents whether and to what extent their views and the views of their child had been included in their support plan and who was involved with the planning. As figure 8 below shows, a wide range of professional people were actively involved in childrens support planning. Responses from parents from Haringey were broadly similar to other areas of the country, with parents in Haringey more likely to report the involvement of SENCOs (29%) than other areas of England (25%).

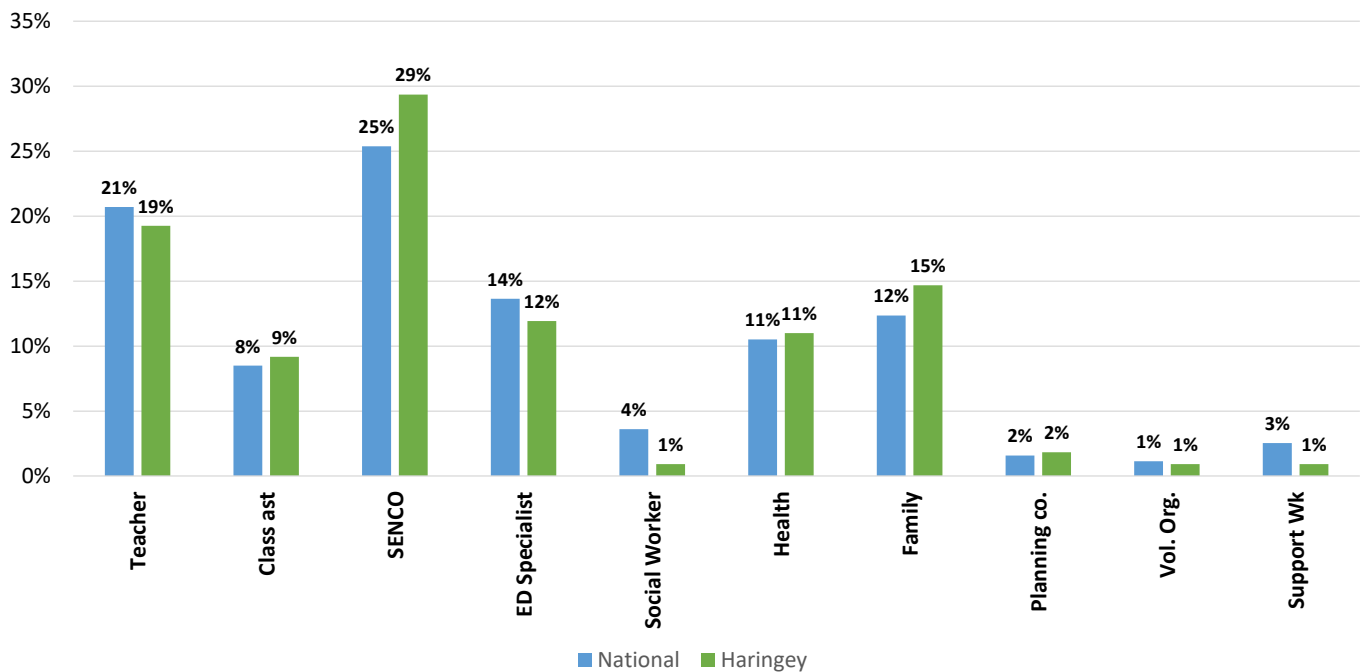


Figure 8. Who was involved in the children’s support planning?

Figures 9 and 10 show just over a half of parents from Haringey (53%) said their views had been fully included when their child’s support was planned, a slightly lower proportion than parents from other parts of England (57%). Just over a third of parents from Haringey (36%) reported that the views of their child had been included when their support was planned, a similar proportion to parents from other parts of England (35%).

Parent's views reflected

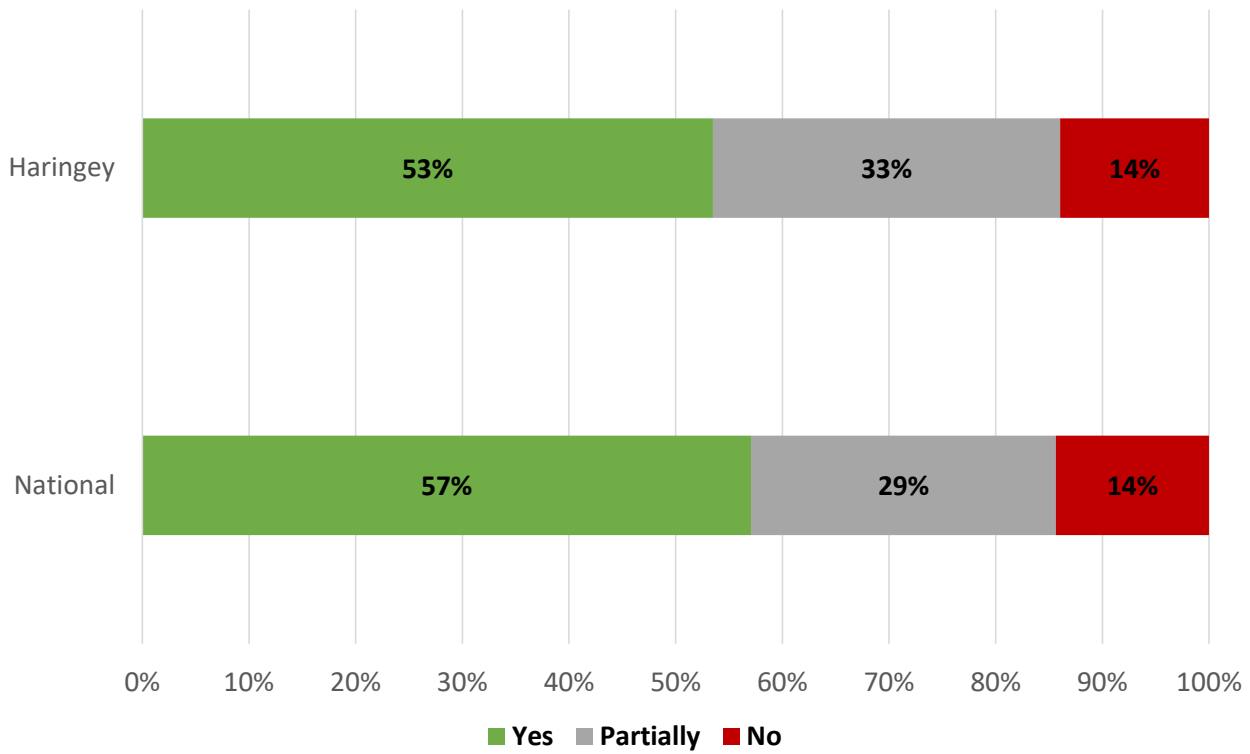


Figure 9. Were parent's views included in the support plan?

Child's views reflected

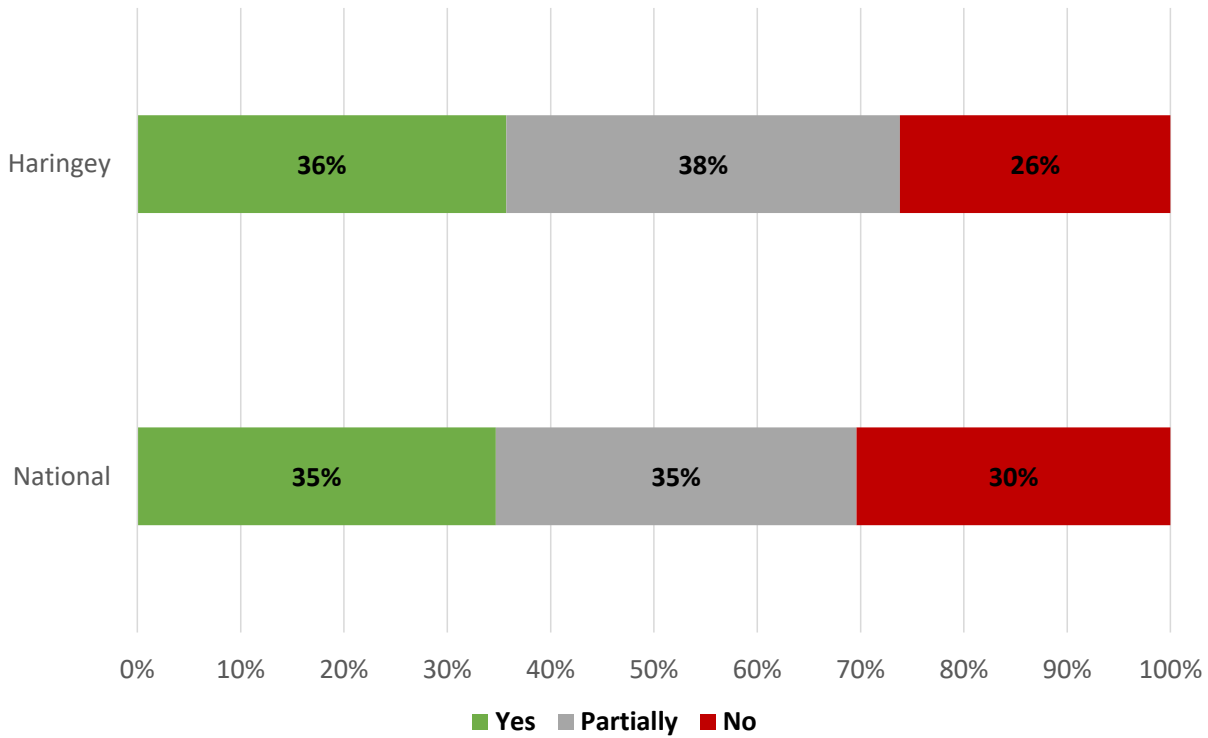


Figure 10. Were child's views included in the support plan?

The POET Survey asked parents a series of questions about their child’s outcomes, whether and to what extent they knew what outcomes were in their child’s support plan, how they were progressing and if any outcomes had been achieved. Over one third of parents (38%) responded that the people who support their child know what the goals are in their child’s support plan, less than parents from other parts of the country (49%) and just under a half (46%) of parents knew themselves what their child’s goals were in their support plan, a lower higher proportion compared to other parts of the country (55%).

One third of parents reported that their children had achieved outcomes within their support plan (33%), less than one fifth (17%) reported they were satisfied with the progress they had made, compared to other parts of the country; achieved outcomes (35%) and satisfied with progress (30%) respectively.

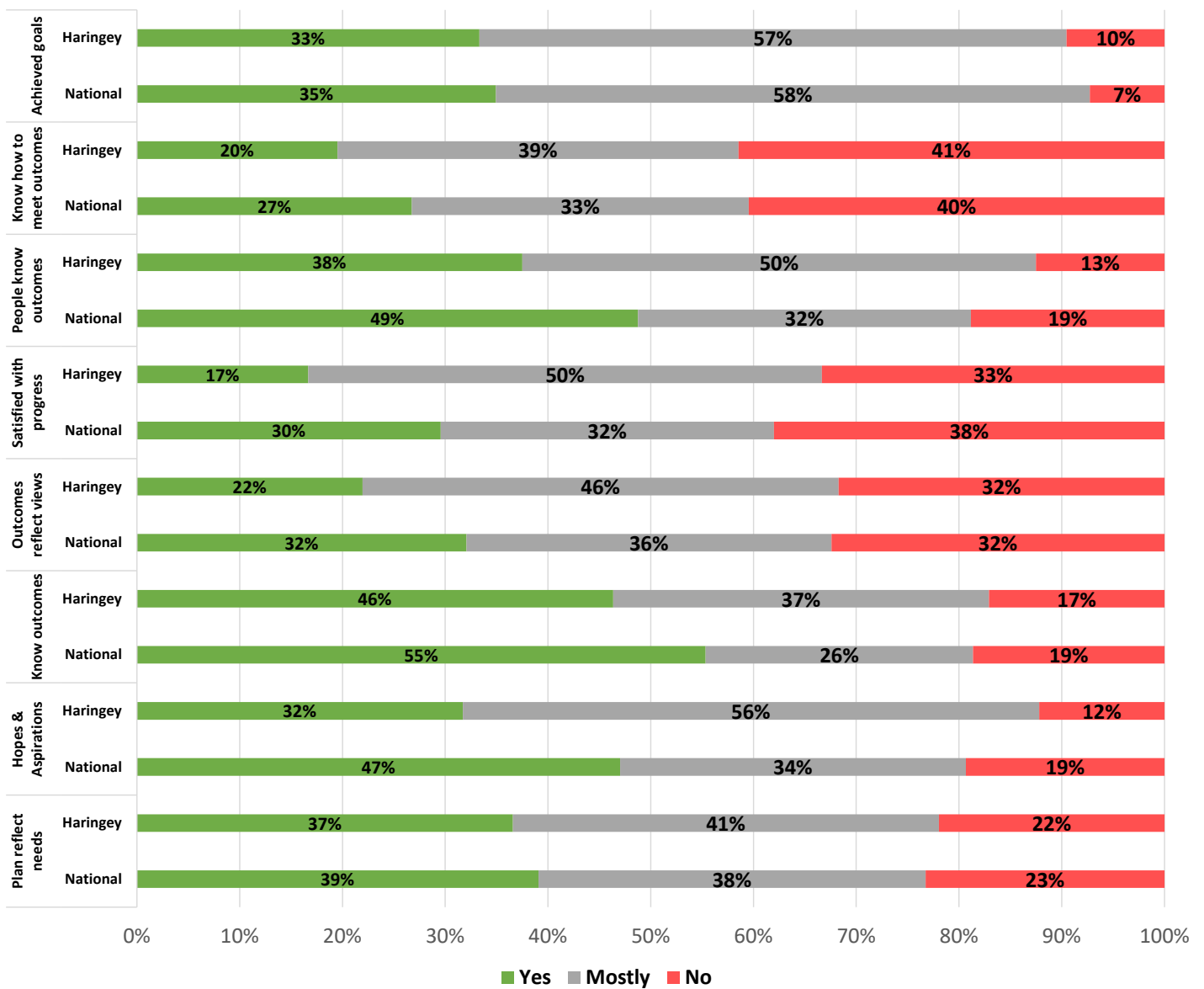


Figure 11. About children’s outcomes.

Outcomes for parents

The POET survey asked parents whether and to what extent the support their child had received over the past year had made a difference to three aspects of their own life.

- Your quality of life.
- The relationship you have with people who are paid to be involved in the support of your child.
- The relationship you enjoy with your child.

More parents said that the support their child receives had made things better or a lot better in one of the three areas we asked about compared to parents from other areas of the country. 18% of parents said the support their child had received over the past year had made things worse or a lot worse to the quality of their life.

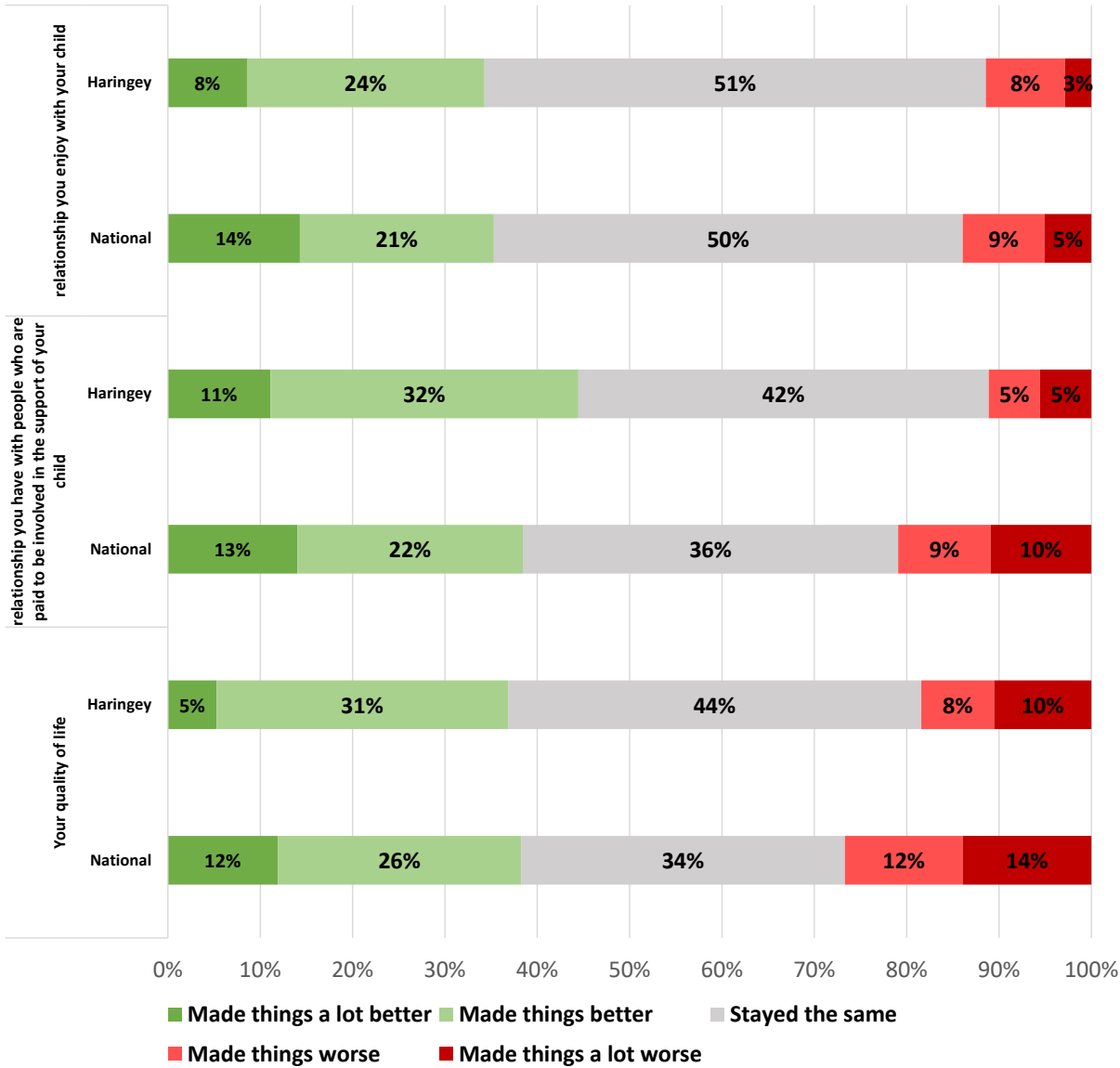


Figure 12. Do parents think the support their child gets has made a difference to aspects of their own life?

Special Education Needs and Disability (SEND) support views

The POET survey asked parents whether and to what extent they agreed or disagreed with the SEND support in their local area. They were asked if:

- They understood the different types and levels of support for children with SEND
- Their child or young person's needs were identified at the right time
- Their child or young person received the right support at the right time
- Getting the right services earlier would have improved their child or young person's quality of life and well-being
- There is a clear vision for SEND services

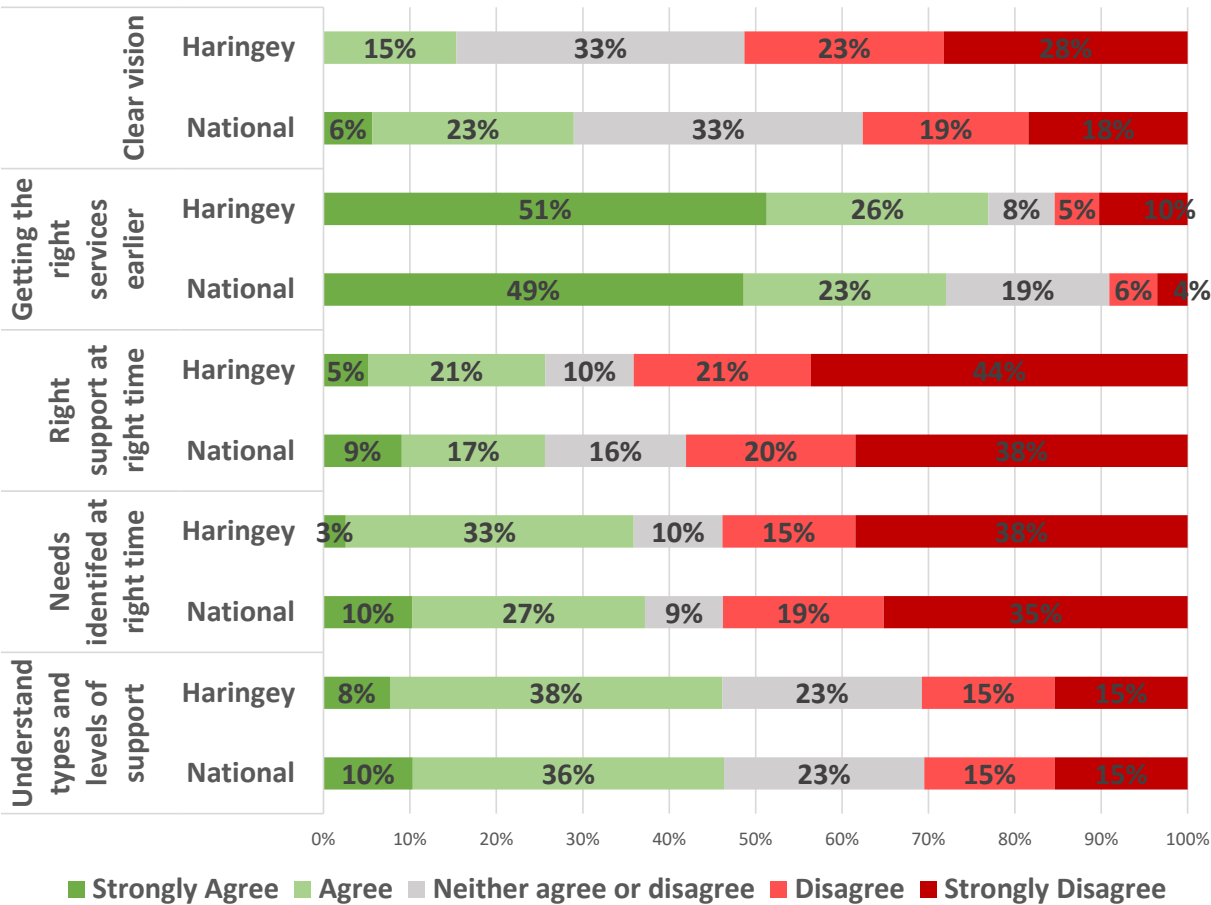


Figure 13. To what extent do you agree with the following about Special Education Needs and Disability (SEND) support in your local authority area?

The responses from parents in Haringey were broadly similar to those of parents from other areas of England with just over three quarters of parents from Haringey (77%) responding that getting the right services earlier would have improved their child’s quality of life and well-being. Just over one quarter of parents from Haringey (26%) responded that their child’s needs were identified at the right time.

Conclusion

Throughout this report local findings have been benchmarked against national data. This is intended to provide an indicative relative position. Care should be taken however when making precise direct comparisons. This is because responses varied greatly across local authorities, levels of satisfaction being spread across a wide range. The national figures here are averages of these ranges.